

Dottie and Buzz

Programme 1: Belonging

Programme summary

We meet Dottie and Buzz. While Dottie's mum is in hospital having a baby, Buzz's dad takes the children to the zoo. There they meet Dottie's adopted fruit bat and also see animals taking care of their young families. After leaving the zoo, the children see the new baby for the first time.

The programme focuses on ideas of new life, families, feeling wanted and belonging:

- Dottie's relationship with her bat, which she cannot see very often, shows that we can have a caring relationship with others, even if we do not see them all the time.
- Buzz's inclusion in Dottie's extended family provides an example of a sense of belonging.
- The children's reaction to the new baby introduces the idea of awe and wonder at the world.

Introduction

This is a time to settle children down, hear news, gather their collection and so on. When the children are ready, tell them that they are about to meet two new friends, Dottie and Buzz.

Explain that Dottie's mum has gone in to hospital to have a baby. Have any of the children had a baby in their family? Talk about what happened when the baby was born. Have any of them ever had to help look after a little baby? Discuss what had to be done to prepare for a new baby in the family.

Watch 'Dottie and Buzz' Programme 1

Activities

Use one or both of these, depending on the time available.

Both the activities pick up the theme of belonging. While the children are working, continue the discussion about families. Things to talk about include:

- Do mum/dad have different roles in their family?
- Who does the cooking or washing or earns money in their family?
- What about grandparents or aunts and uncles etc. - what is their role?
- Do the children themselves have to look after anyone?
- Do they have pets that they care for?

Activity One

Needs: photocopied worksheet, paper, glue, scissors and coloured crayons.
The children can colour in the animals, then cut them out and match each baby with its mother. Children who are beginning to read can cut out and glue the appropriate names next to each set of pictures.

Activity Two

Needs: photocopied worksheets, coloured crayons.
The children have to draw in the missing bit from each picture.

Bible story and prayer

Tell the story of the Lost Sheep (Luke 15: 3-7).

The biblical account is sparse so choose a re-telling - or, even better, tell it yourself. Anything lost in not being able to use the visual props from a book is made up for by increased eye-contact and engagement with the audience. This is, after all, the way Jesus would have told the story!

Your own version might begin something like this:

"This is a story that Jesus told. There was once a farmer who lived high in the hills. He had ten sheep which he looked after very carefully. Every night he would count them. 1.....10. One night, though, something terrible happened: 1.....9!!! One of his sheep was missing...." Describe the difficulties of his search, how he called and listened and how, when he found the missing sheep, he carefully wrapped it up and carried it home.

- Details can be added e.g. by setting the story in winter and describing how cold the world was.
- The children can participate e.g. joining in counting the sheep or providing the appropriate "baaa...s" when the shepherd calls out for the lost sheep.
- With the children, explore why Jesus told this story e.g. he wanted to show that God loves everyone. God is like the shepherd: just as parents love and look after their children - or a shepherd looks after his sheep - so God loves and cares for all people.


Finish with a prayer:

Heavenly Father, we thank you that you love us. We thank you that each one of us is special in your eyes and that no matter what we do you go on loving us. Amen.

Activity One


Happy Families

Dottie and Buzz have taken photos at the zoo. Cut out their photos and match each baby with its mother. Cut out the words too, and match them with the pictures.




duckling

cat




frog




tadpole

duck



kitten



Activity 2

What is missing?

Look carefully at the pictures.
Draw in what is missing on each one.

